


# Fabric Stash Block

Apr/May 2010 QUILT Magazine, Issue #110

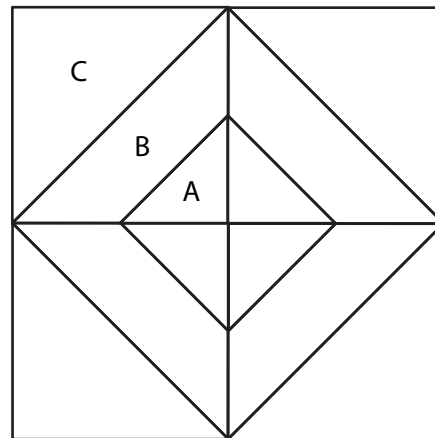
**PLEASE NOTE:** This fabric stash block first appeared in the Apr/May 2010 issue of QUILT Magazine. Many fabrics have a shelf life of about 6 months to 1 year. These exact fabrics may not still be available for purchase. Take heart! Your favorite quilt shop can help you select suitable substitutes in colors and patterns that will work just as well to make this block.




Fabrics: BG1033-1 Pink (pink butterfly); BG1033-3 Yellow (yellow butterfly); BG1036-2 Blue (blue hearts); BG1036-3 Yellow (yellow hearts)

## 12" Friendship Block


"I'm so glad you are in my circle of friends!" are pleasant words in a day when true friends are hard to find. The Friendship block is a perfect pick when paired with the cheerful prints of Fine Lines Fabric's Butterfly Gardens collection, [www.finelinesfabric.com](http://www.finelinesfabric.com)



A - cut (1) 2-3/4" x 22" strip each of pink and yellow



B - cut (1) 2-3/4" x 22" strip each of blue and yellow



C - cut (1) 5" x 22" strip each of a pink and yellow butterfly print

### ASSEMBLING THE BLOCK:

Refer to block picture above; sew (1) pink (A) strip to (1) yellow (B) strip to (1) pink butterfly (C) strip to make a three-strip panel. Use Template A to cut (2) 6-1/2" pink butterfly squares on point.

In the same manner, sew (1) yellow (A) strip to (1) blue (B) strip to (1) yellow butterfly (C) strip to make a three-strip panel. Use Template A to cut (2) 6-1/2" yellow butterfly squares on point.

Lay out the (4) squares in (2) rows of (2) squares each, alternating the pink and yellow butterfly squares. Sew the squares together in each row. Join the rows to make a 12-1/2" unfinished Friendship block.

Template A  
6-1/2" square