


# Fabric Stash Blocks

Aug/Sept 2009 QUILT Magazine, Issue #103


**PLEASE NOTE:** This fabric stash block first appeared in the Aug/Sept 2009 issue of QUILT Magazine. Many fabrics have a shelf life of about 6 months to 1 year. These exact fabrics may not still be available for purchase. Take heart! Your favorite quilt shop can help you select suitable substitutes in colors and patterns that will work just as well to make this block.



## 12" Fisherman's Reel Block


What a fun grouping of sea life found in these Elizabeth's Studio prints called Ocean World! The Fisherman's Reel block, with its large center, nets the playful dolphin in a pretty seashell collection, [www.elizabethstudio.com](http://www.elizabethstudio.com)

Fabrics: 1600 Aqua (ocean scene); 1602Sand (seashells)  
1604 Aqua (blue bubbles)



A - Cut (2) 4-7/8" squares, then cut in half diagonally once to make (4) triangles

A - Cut (2) 4-7/8" squares, then cut in half diagonally once to make (4) triangles

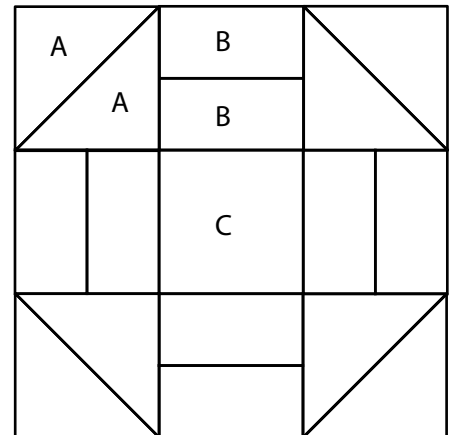


B - Cut (4) 2-1/2" x 4-1/2" pieces

B - Cut (4) 2-1/2" x 4-1/2" pieces



C - Cut (1) 4-1/2" square, fussy cut to center the dolphin motif



### ASSEMBLING THE BLOCK:

Refer to block picture above; sew a blue A triangle to a seashell A triangle along the long side to make a 4-1/2" half-square triangle. (Make 4)

Sew a blue B piece to a seashell B piece along the long side to make a 2-piece unit. (Make 4)

Lay out the block in (3) rows of (3) units each, noting the orientation of each unit. Sew the units together in each row. Join the rows to make a 12-1/2" unfinished Fisherman's Reel block.