


# Fabric Stash Blocks

Aug/Sept 2009 QUILT Magazine, Issue #103









**PLEASE NOTE:** This fabric stash block first appeared in the Aug/Sept 2009 issue of QUILT Magazine. Many fabrics have a shelf life of about 6 months to 1 year. These exact fabrics may not still be available for purchase. Take heart! Your favorite quilt shop can help you select suitable substitutes in colors and patterns that will work just as well to make this block.

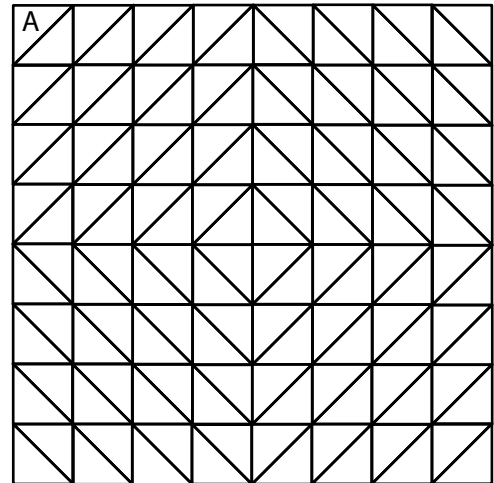


## 12" Ocean Wave Block

Sew Batik's beautiful collection of vibrant batiks reflects the color spectrum of the ocean so nicely. From seaweed green to shades of watery blues and deep purples, this Ocean Wave block ripples in an arrangement of water-tone prints. [www.sewbatik.com](http://www.sewbatik.com)

Fabrics: Batik Spray in Cream Tan; Batik Spray in Gossamer Blue; Nuance - Ivy; Nuance - Teal; Nuance - Turquoise; Nuance - Navy; Nuance - Medium Blue; Nuance - Purple

-  A1 - Cut (5) 2-3/8" squares, then cut in half diagonally once to make (10) triangles
-  A2 - Cut (6) 2-3/8" squares, then cut in half diagonally once to make (12) triangles
-  A3 - Cut (8) 2-3/8" squares, then cut in half diagonally once to make (16) triangles
-  A4 - Cut (6) 2-3/8" squares, then cut in half diagonally once to make (12) triangles
-  A5 - Cut (4) 2-3/8" squares, then cut in half diagonally once to make (8) triangles
-  A6 - Cut (2) 2-3/8" squares, then cut in half diagonally once to make (4) triangles
-  A7 - Cut (2) 2-3/8" squares, then cut in half diagonally once to make (4) triangles
-  A8 - Cut (31) 2-3/8" squares, then cut in half diagonally once to make (62) triangles



### ASSEMBLING THE BLOCK:

Refer to block picture above; sew an A8 white triangle to each of the following: (8) A1 dark purple, (12) A2 purple, (16) A3 dark blue, (12) A4 turquoise, (8) A5 blue/green, (4) A6 green triangles, and (2) A7 yellow triangles. Sew the remaining (2) A7 yellow triangles to the remaining (2) A1 dark purple triangles for a total of (64) half square triangle squares.

Lay out the half-square triangle squares in (8) rows of (8) squares each, noting the color and orientation of each square. Sew the squares together in each row. Join the rows to make a 12-1/2" unfinished Ocean Wave block.