

Fabric Stash Blocks

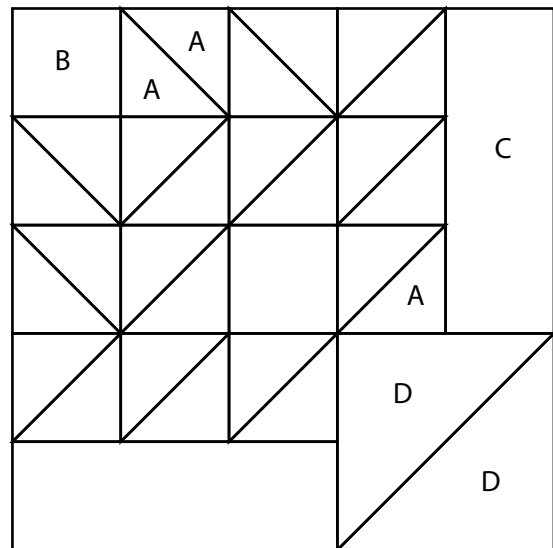
Apr/May QUILT Magazine, Issue #99

PLEASE NOTE: This fabric stash block first appeared in the Apr/May 2009 issue of QUILT Magazine. Many fabrics have a shelf life of about 6 months to 1 year. These exact fabrics may not still be available for purchase. Take heart! Your favorite quilt shop can help you select suitable substitutes in colors and patterns that will work just as well to make this block.




15" Grape Basket block

The Grape Basket can be used in a straight or on-point setting. I have always thought this block had a rich Americana feel that looks as great on the quilt stand as it does on the bed. My fabric choice is appropriately named the Celebrating Abe collection by Jodi Barrows, Square in a Square, www.squareinasquare.com



A - Cut (1) 3-7/8" square, then cut in half diagonally once to make (2) triangles



A - Cut (6) 3-7/8" square, then cut in half diagonally once to make (12) triangles (use 11)




A - Cut (7) 3-7/8" square, then cut in half diagonally once to make (14) triangles (use 13)




B - Cut (2) 3-1/2" squares



C - Cut (2) 3-1/2" x 9-1/2" pieces



D - Cut (1) 6-7/8" square, then cut in half diagonally once to make (2) triangles (use 1)



D - Cut (1) 6-7/8" square, then cut in half diagonally once to make (2) triangles (use 1)

ASSEMBLING THE BLOCK:

Refer to block picture above; stitch a small tan triangle to a small navy triangle to make a 3-1/2" square. (Make 11) Stitch a small tan triangle to a small red triangle to make a 3-1/2" square. (Make 2) Lay out rows 1-3, as shown, noting the orientation of each unit. Sew the units together in each row. Join the rows. Sew a 3-1/2" x 9-1/2" piece to the right side of rows 1-3.

Lay out row 4, as shown. Sew the units together in row 4. Sew a 3-1/2" x 9-1/2" piece to the bottom of row 4. Stitch a large red triangle to a large tan triangle to make a 6-1/2" square. Sew this square to the right side of row 4. Sew the bottom of the block (row 4) to the top of the block (rows 1-3) to make a 15-1/2" unfinished Grape Basket block.