


Fabric Stash Blocks


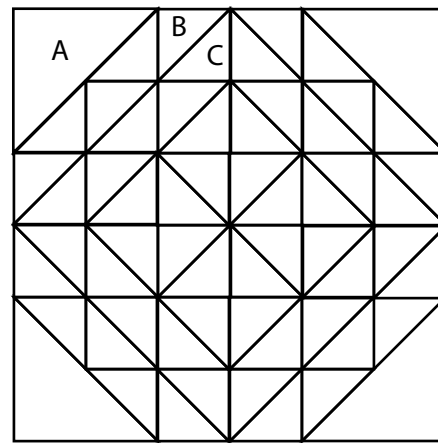
QUILT Magazine, Issue #99, Apr/May 2009

PLEASE NOTE: This fabric stash block first appeared in the Apr/May 2009 issue of QUILT Magazine. Many fabrics have a shelf life of about 6 months to 1 year. These exact fabrics may not still be available for purchase. Take heart! Your favorite quilt shop can help you select suitable substitutes in colors and patterns that will work just as well to make this block.



12" Corn and Beans

The Corn and Beans block is a kaleidoscope of triangles with eye-opening appeal. The Molly's Garden collection by Threadbare Pattern Company, www.threadbarepatterns.com, provided wonderfully contrasting colors to complete my garden-themed design.



A - Cut (2) 4-7/8" squares, then cut in half diagonally once to make (4) corner triangles



B - Cut (12) 2-7/8" squares, then cut in half diagonally once to make (24) triangles



C - Cut (16) 2-7/8" squares, then cut in half diagonally once to make (32) triangles

ASSEMBLING THE BLOCK:

Refer to block picture above; sew (1) small green triangle to (1) small yellow triangle to make a 2-1/2" half-square triangle. (Make 24)

Lay out the half-square triangles and the remaining (8) small yellow triangles in (6) rows, as shown. Sew the units together in each row. Join the rows.

Add a large corner triangle to each corner to complete a 12-1/2" unfinished Corn and Beans block.

