








Quilt Size Reference Chart



		Crib	Twin	Double (Full)	Queen	King
See notes below		23" x 46" mattress	39" x 75" mattress	54" x 75" mattress	60" x 80" mattress	76" x 80" mattress
*	Quilt Size	23" x 46"	63" x 87"	78" x 87"	84" x 92"	100" x 92"
**	Batting Needed	45" x 60"	72" x 90"	81" x 96"	90" x 108"	120" x 120"
***	Backing Needed	1-3/4 yards 	5-1/4 yards 	5-1/4 yards 	7-1/2 yards 	8-3/4 yards 
****	Binding Needed	3/8 yard	5/8 yard	2/3 yard	3/4 yard	3/4 yard

* Sizes given for the twin, double, queen, and king quilts (not crib) include a 12" drop on three sides.

* * Batting measurements refer to precut packaged batting. If buying batting from a large bolt, measure the width and length of your quilt and add 4" to both measurements.

* * * Backing based on 42-44" wide fabric.

* * * * Binding yardage based on a double fold 2-1/4" non-bias strip binding.