


Fabric Stash Blocks

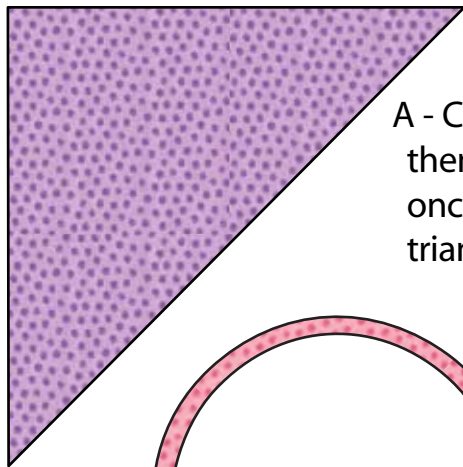
June/July 2008 QUILT Magazine

PLEASE NOTE: This fabric stash block first appeared in the June/July 2008 issue of QUILT Magazine. Many fabrics have a shelf life of about 6 months to 1 year. These exact fabrics may not still be available for purchase. Take heart! Your favorite quilt shop can help you select suitable substitutes in colors and patterns that will work just as well to make this block.

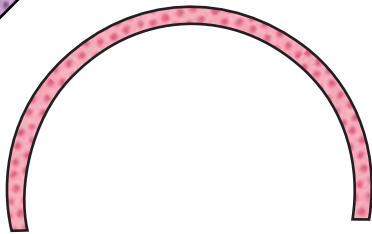


12" Grandmother's Basket block

Nearly every child has traipsed through the kitchen clutching a handful of flowers for someone special, even if the offering was just a fistful of dandelions. I chose the Grandmother's Basket block and the Letters in Bloom collection by Wilmington Prints, www.wilmingtonprints.com, to create a happy bouquet.




A - Cut (1) 12-3/4" square, then cut in half diagonally once to make a large triangle



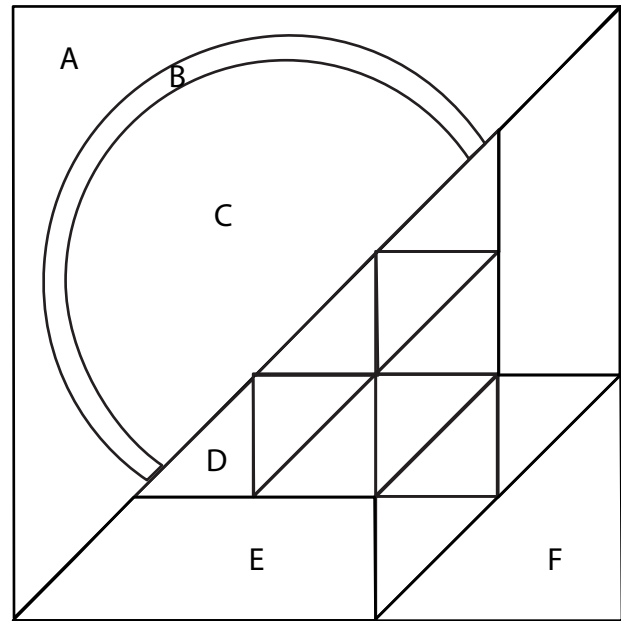
B - Cut (1) of Template B



C - Cut (1) of Template C



F - Cut (1) of Template F



E - Cut (1) of Template E
E - Cut (1) of Template E reversed



D - Cut (6) of Template D




D - Cut (5) of Template D

*Template B & C shown at 100%.

**Add 1/4" seam allowance to templates.

Template B

Template C



*Template D, E, & F shown at 100%.
**Add 1/4" seam allowance to templates.

